

# TOYOTA PROACE VERSO

## Quick Links



BODY	GRADE	ENGINE	CO <sub>2</sub> - emissions (g/km)	Gearbox	Maximum power (kW)	PRICE (EUR+VAT) euro
Medium Double side door	Shuttle	2.0 D-4D M/T (FWD) (106 kW)	194	Manual	106	<b>37 000</b>
Medium Double side door	Shuttle	2.0 D-4D A/T (FWD) (130 kW)	191	Automatic	130	<b>40 600</b>
Medium Double side door	Family	2.0 D-4D A/T (FWD) (130 kW)	191	Automatic	130	<b>48 000</b>
Long Double side door	Shuttle	2.0 D-4D M/T (FWD) (106 kW)	197	Manual	106	<b>38 000</b>
Long Double side door	Shuttle	2.0 D-4D A/T (FWD) (130 kW)	194	Automatic	130	<b>41 600</b>
Long Double side door	Family	2.0 D-4D A/T (FWD) (130 kW)	193	Automatic	130	<b>48 800</b>
Long Double side door	Family	0 Electric 75kWh EV (FWD) (100 kW)	0	Automatic	100	<b>66 100</b>
Long Double side door	Combi	2.0 D-4D M/T (FWD) (106 kW)	196	Manual	106	<b>37 950</b>
Long Double side door	Shuttle Nord	2.0 D-4D M/T (FWD) (106 kW)	197	Manual	106	<b>41 600</b>
Long Double side door	Shuttle Nord	2.0 D-4D A/T (FWD) (130 kW)	193	Automatic	130	<b>45 250</b>
Long Double side door	Shuttle Nord	0 Electric 75kWh EV (FWD) (100 kW)		Automatic		<b>62 950</b>
Long Double side door	Family Gruau	2.0 D-4D A/T (FWD) (130 kW)	197	Automatic	130	<b>66 800</b>
Long Double side door	Family Gruau	0 Electric 75kWh EV (FWD) (100 kW)	0	Automatic	100	<b>80 900</b>
Long Double side door	Family Plus	2.0 D-4D A/T (FWD) (130 kW)	194	Automatic	130	<b>55 200</b>
Long Double side door	Family Plus	0 Electric 75kWh EV (FWD) (100 kW)	0	Automatic	100	<b>71 000</b>

# TOYOTA PROACE VERSO

## Quick Links



BODY	GRADE	ENGINE	CO <sub>2</sub> - emissions (g/km)	Gearbox	Maximum power (kW)	PRICE (EUR+VAT) euro
Long Double side door	VIP	2.0 D-4D A/T (FWD) (130 kW)	197	Automatic	130	<b>57 050</b>
Long Double side door	VIP	0 Electric 75kWh EV (FWD) (100 kW)	0	Automatic	100	<b>72 650</b>
Long Double side door	Shuttle Electric	0 Electric 75kWh EV (FWD) (100 kW)	0	Automatic	100	<b>62 200</b>

# TOYOTA PROACE VERSO

## Technical Specification



<b>ENGINE &amp; GEARBOX</b>	<b>2.0 D-4D M/T (FWD) (106 KW)</b>	<b>2.0 D-4D A/T (FWD) (130 KW)</b>	<b>2.0 D-4D M/T (FWD) (106 KW)</b>	<b>2.0 D-4D A/T (FWD) (130 KW)</b>	<b>0 ELECTRIC 75KWH EV (FWD) (100 KW)</b>
Tippkiirus (km/h)	180	185	180	170	130
<b>EXTERIOR DIMENSIONS</b>	<b>2.0 D-4D M/T (FWD) (106 KW)</b>	<b>2.0 D-4D A/T (FWD) (130 KW)</b>	<b>2.0 D-4D M/T (FWD) (106 KW)</b>	<b>2.0 D-4D A/T (FWD) (130 KW)</b>	<b>0 ELECTRIC 75KWH EV (FWD) (100 KW)</b>
Laius (mm)	1924	1924	1924	1924	1924
Teljevahe (mm)	3275	3275	3275	3275	3275
<b>KESKKONNAANDMED</b>	<b>2.0 D-4D M/T (FWD) (106 KW)</b>	<b>2.0 D-4D A/T (FWD) (130 KW)</b>	<b>2.0 D-4D M/T (FWD) (106 KW)</b>	<b>2.0 D-4D A/T (FWD) (130 KW)</b>	<b>0 ELECTRIC 75KWH EV (FWD) (100 KW)</b>
Kütusekulu – kombineeritud min. WLTP (l/100 km)	7.4	7.3	7.5	7.4	0
CO <sub>2</sub> – kombineeritud min. WLTP (g/km)	194	191	196	193	0
Müratase sõidu ajal (dB(A))	70.0	69.0	70.0	69.0	-
Müratase seistes (dB(A))	81.0	81.0	81.0	81.0	-
Kütusekulu – kombineeritud WLTP (kg/100 km)	7.4	7.3	7.5	7.4	0
Kütusekulu maks. – kombineeritud WLTP (kg/100 km)	8	7.9	8	7.9	0
Sõiduulatus ainult elektri jõul – kombineeritud maks. WLTP (km)	-	-	-	-	332

Sõiduulatus ainult elektri jõul – kombineeritud min. WLTP (km)	-	-	-	-	313
Elektritarve min. (kWh/100 km)	-	-	-	-	24.1
Elektritarve maks. (kWh/100 km)	-	-	-	-	26.4
Elektritarve (Wh/km)	-	-	-	-	241

# TOYOTA PROACE VERSO

## Technical Specification



KESKKONNAANDMED	2.0 D-4D M/T (FWD) (106 KW)	2.0 D-4D A/T (FWD) (130 KW)	2.0 D-4D M/T (FWD) (106 KW)	2.0 D-4D A/T (FWD) (130 KW)	0 ELECTRIC 75KWH EV (FWD) (100 KW)
Elektritarve maks. (Wh/km)	-	-	-	-	264
ENGINE	2.0 D-4D M/T (FWD) (106 KW)	2.0 D-4D A/T (FWD) (130 KW)	2.0 D-4D M/T (FWD) (106 KW)	2.0 D-4D A/T (FWD) (130 KW)	0 ELECTRIC 75KWH EV (FWD) (100 KW)
Silindrite arv	4 rindä	4 rindä	4 rindä	4 rindä	-
Töömaht (cm <sup>3</sup> )	1997	1997	1997	1997	-
Suurim pöördemoment (nm/p/min)	340/2000-	400/2000-	340/2000-	400/2000-	/-
Sisepõlemismootori suurim võimsus (DIN hj)	144	177	144	177	136
Sisepõlemismootori suurim võimsus (kW/p/min)	106/3750	130/3750	106/3750	130/3750	/
Hübriidsõiduki aku: mahutavus A·h (tundi)	-	-	-	-	187.5
Elektrimootor, ees: suurim võimsus (kW)	-	-	-	-	100.0
Elektrimootor, ees: suurim pöördemoment (nm)	-	-	-	-	260
Elektrimootor, ees: suurim pinge (v)	-	-	-	-	400
Aku mahtuvus (A·h)	-	-	-	-	187.5
Aku laadimise aeg (tundi)	-	-	-	-	7.5
Aku mahutavus (kWh)	-	-	-	-	75
Vahelduvvooluga laadimise aeg 0-100% (tundi)	-	-	-	-	7.5
Maximum power (hp)	144	177	144	177	136

Maximum power (kW/p/min)

106

130


106

130

100

# TOYOTA PROACE VERSO


## Technical Specification



JÕUÜLEKANNE	2.0 D-4D M/T (FWD) (106 KW)	2.0 D-4D A/T (FWD) (130 KW)	2.0 D-4D M/T (FWD) (106 KW)	2.0 D-4D A/T (FWD) (130 KW)	0 ELECTRIC 75KWH EV (FWD) (100 KW)
Ülekande tüüp	Manual	Automātiskā pārnesumkärba	Manual	Automātiskā pārnesumkärba	Automātiskā pārnesumkärba
JÕUDLUS	2.0 D-4D M/T (FWD) (106 KW)	2.0 D-4D A/T (FWD) (130 KW)	2.0 D-4D M/T (FWD) (106 KW)	2.0 D-4D A/T (FWD) (130 KW)	0 ELECTRIC 75KWH EV (FWD) (100 KW)
Kiirendus, 0-100 km/h (sekundit)	10.6	9.1	10.6	9.1	-
VEDRUSTUS	2.0 D-4D M/T (FWD) (106 KW)	2.0 D-4D A/T (FWD) (130 KW)	2.0 D-4D M/T (FWD) (106 KW)	2.0 D-4D A/T (FWD) (130 KW)	0 ELECTRIC 75KWH EV (FWD) (100 KW)
Esivedrustus	Pseido McPherson ar stabilizatoru	Pseido McPherson ar stabilizatoru	Pseido McPherson ar stabilizatoru	Pseido McPherson ar stabilizatoru	Pseido McPherson ar stabilizatoru
Tagavedrustus	Slīpā garensvira	Slīpā garensvira	Slīpā garensvira	Slīpā garensvira	Slīpā garensvira
PIDURID	2.0 D-4D M/T (FWD) (106 KW)	2.0 D-4D A/T (FWD) (130 KW)	2.0 D-4D M/T (FWD) (106 KW)	2.0 D-4D A/T (FWD) (130 KW)	0 ELECTRIC 75KWH EV (FWD) (100 KW)
Pidurid, ees	Ventilējami diski	Ventilējami diski	Ventilējami diski	Ventilējami diski	Ventilējami diski
Pidurid, taga	Disks	Disks	Disks	Disks	Disks

# TOYOTA PROACE VERSO

## Technical Specification



<b>REHVID JA VELJED</b>	<b>2.0 D-4D M/T (FWD) (106 KW)</b>	<b>2.0 D-4D A/T (FWD) (130 KW)</b>	<b>2.0 D-4D M/T (FWD) (106 KW)</b>	<b>2.0 D-4D A/T (FWD) (130 KW)</b>	<b>0 ELECTRIC 75KWH EV (FWD) (100 KW)</b>
Madalaim kütusesäästlikkuse klass	A	A	A *	A *	A
Madalaim märghaardumise klass	B	B	A	A	B
Madalaim veeremismüra tase (dB)	70	70	70 *	70 *	70
<b>WEIGHTS</b>	<b>2.0 D-4D M/T (FWD) (106 KW)</b>	<b>2.0 D-4D A/T (FWD) (130 KW)</b>	<b>2.0 D-4D M/T (FWD) (106 KW)</b>	<b>2.0 D-4D A/T (FWD) (130 KW)</b>	<b>0 ELECTRIC 75KWH EV (FWD) (100 KW)</b>
Kandevõime (kg)	1077	1036	1087	866	-
Täismass, kokku (kg)	2852	2830	2888	2855	2947
Tühimass (kg)	1849-2142	1871-2164	1880-2173	1902-	2165-2486
Piduritega järelhaagise suurim lubatud mass (kg)	1900	1900	1900	1800	1000
Ilma piduriteta järelhaagise suurim lubatud mass (kg)	750	750	750	750	750
<b>KANDEVÕIME</b>	<b>2.0 D-4D M/T (FWD) (106 KW)</b>	<b>2.0 D-4D A/T (FWD) (130 KW)</b>	<b>2.0 D-4D M/T (FWD) (106 KW)</b>	<b>2.0 D-4D A/T (FWD) (130 KW)</b>	<b>0 ELECTRIC 75KWH EV (FWD) (100 KW)</b>
Kaubaruumi maht (m <sup>3</sup> )	0.55	0.55	0.98	0.98	0.98



SISEMÕÕTMED	2.0 D-4D M/T (FWD) (106 KW)	2.0 D-4D A/T (FWD) (130 KW)	2.0 D-4D M/T (FWD) (106 KW)	2.0 D-4D A/T (FWD) (130 KW)	0 ELECTRIC 75KWH EV (FWD) (100 KW)
Istmete arv	9	8	9	5	5

# TOYOTA PROACE VERSO

## Technical Specification



DIMENSIONS	2.0 D-4D M/T (FWD) (106 KW)	2.0 D-4D A/T (FWD) (130 KW)	2.0 D-4D M/T (FWD) (106 KW)	2.0 D-4D A/T (FWD) (130 KW)	0 ELECTRIC 75KWH EV (FWD) (100 KW)
Pikkus (mm)	4983	4983	5333	5333	5333
Kõrgus (mm)	1910	1910	1910	1910	1910

# TOYOTA PROACE VERSO

## Grades



FACTORY OPTIONS		SHUTTLE	FAMILY	COMBI	SHUTTLE NORD	FAMILY GRUAU	FAMILY PLUS	VIP	SHUTTLE ELECTRIC
Comfort pack	CP	2 430 €	-	-	-	-	-	-	-
LED Pack	LE	3 700 €	-	-	-	-	-	-	-
Travel pack	TP	-	2 170 €	-	-	-	-	-	-
Convenience pack	SI	-	-	-	2 230 €	-	-	-	-
COLORS		SHUTTLE	FAMILY	COMBI	SHUTTLE NORD	FAMILY GRUAU	FAMILY PLUS	VIP	SHUTTLE ELECTRIC
Icy White	EPR	0 €	0 €	0 €	0 €	0 €	0 €	0 €	0 €
Metallic Silver	KCA	650 €	650 €	650 €	650 €	650 €	650 €	650 €	650 €
Titanium Grey	KKJ	650 €	650 €	650 €	650 €	650 €	650 €	650 €	650 €
Metallic black	KTV	650 €	650 €	650 €	650 €	650 €	650 €	650 €	650 €
All Terrain Green	EDU	650 €	650 €	-	650 €	650 €	650 €	650 €	-
INTERIOR		SHUTTLE	FAMILY	COMBI	SHUTTLE NORD	FAMILY GRUAU	FAMILY PLUS	VIP	SHUTTLE ELECTRIC
Dark grey fabric seats (FT43)	43FT	●	-	0 €	●	-	-	-	●
Black leather seats (FXCY)	CYFX	-	-	-	-	-	●	●	-
Dark grey fabric seats (FYBR)	BRFY	-	●	-	-	●	-	-	-
Dark grey fabric seats (FTCM)	CMFT	0 €	-	●	0 €	-	-	-	0 €
EXTERIOR		SHUTTLE	FAMILY	COMBI	SHUTTLE NORD	FAMILY GRUAU	FAMILY PLUS	VIP	SHUTTLE ELECTRIC
17" steel wheels with wheel caps (5-triple-spoke) (225/55R17)		●	-	-	●	-	-	-	●
Full spare wheel		●	●	●	●	-	●	●	●
Multi-reflector halogen headlamps		●	●	●	●	●	●	●	●

# TOYOTA PROACE VERSO

## Grades



EXTERIOR		SHUTTLE	FAMILY	COMBI	SHUTTLE NORD	FAMILY GRUAU	FAMILY PLUS	VIP	SHUTTLE ELECTRIC
Black front and rear bumper		●	-	●	●	-	-	-	●
Power-adjustable and heated door mirrors		●	●	●	●	●	●	●	●
Power-retractable door mirrors		●	●	-	●	●	●	●	●
Midnight tinted (70%) privacy glass on rear windows		●	●	●	●	●	●	-	●
180° opening of rear wing doors		●	-	-	-	-	-	-	●
Noise reduction layer on windshield		●	●	●	●	●	●	●	●
17" machined-face alloy wheels (5-double-spoke) (225/55R17)		-	●	-	-	-	●	●	-
LED headlamps		-	●	-	-	●	●	●	-
Daytime running lights (LED type)		-	●	-	-	●	●	●	-
Front fog lamps		-	●	-	-	●	●	●	-
Body-coloured front bumper and body coloured (medium body length) or black and body coloured rear bumper (long body length).		-	●	-	-	●	●	●	-
Rear tailgate		-	●	●	●	●	●	●	-
Opening window on rear tailgate		-	●	-	-	●	●	●	-
16" steel wheels (215/65R16C)		-	-	●	-	-	-	-	-
Tyre repair kit		-	-	-	-	●	-	-	-
Electric sliding doors		-	-	-	-	●	●	●	-
Toyota Skyview® panoramic sunroof		-	-	-	-	-	●	●	-
Limo tinted (90%) privacy glass on rear windows		-	-	-	-	-	-	●	-

# TOYOTA PROACE VERSO

## Grades



EXTERIOR		SHUTTLE	FAMILY	COMBI	SHUTTLE NORD	FAMILY GRUAU	FAMILY PLUS	VIP	SHUTTLE ELECTRIC
17" machined-face alloy wheels (5-double-spoke) (215/60R17C) (Only Diesel)		-	-	-	-	●	-	-	-
17" machined-face alloy wheels (5-double-spoke) (225/55R17) (Only BEV)		-	-	-	-	●	-	-	-
INTERIOR		SHUTTLE	FAMILY	COMBI	SHUTTLE NORD	FAMILY GRUAU	FAMILY PLUS	VIP	SHUTTLE ELECTRIC
Leather steering wheel		●	●	●	●	●	●	●	●
Heated steering wheel		●	●	●	●	●	●	●	●
2nd row rear passenger room lamp (bulb type)		●	●	●	●	●	●	-	●
3rd row rear passenger room lamp (bulb type)		●	●	●	●	●	●	-	●
Front room lamp (bulb type)		●	●	●	●	●	●	-	●
Plastic floor trim		●	-	●	●	-	-	-	●
Boot lamp		●	●	-	●	●	●	●	●
Carpet floor trim		-	●	-	-	●	●	●	-
Fold-up tables		-	●	-	-	●	●	●	-
Wheelchair accessibility		-	-	-	-	●	-	-	-
2nd row rear passenger room lamp (LED type)		-	-	-	-	-	-	●	-
3rd row rear passenger room lamp (LED type)		-	-	-	-	-	-	●	-
Front room lamp (LED type)		-	-	-	-	-	-	●	-
Rear passenger lounge table on rails		-	-	-	-	-	-	●	-

# TOYOTA PROACE VERSO

## Grades



SEATS	SHUTTLE	FAMILY	COMBI	SHUTTLE NORD	FAMILY GRUAU	FAMILY PLUS	VIP	SHUTTLE ELECTRIC
Fabric seats	●	●	●	●	●	-	-	●
Heated driver & front passenger seats	●	●	●	●	●	●	●	●
Height-adjustable driver seat	●	●	●	●	●	●	●	●
Adjustable lumbar support on driver seat	●	●	●	●	●	●	●	●
2-seater front passenger bench	●	-	●	●	-	-	-	●
Driver seat armrest	●	●	●	●	●	●	●	●
2nd row 3-seat rear bench	●	-	●	●	-	-	-	●
Forward tilting 2nd row rear seats	●	-	●	●	-	-	-	●
Upright folding 2nd row rear seats	●	-	●	●	-	-	-	●
1/3 : 2/3 split-folding 2nd row rear seats	●	●	●	●	●	●	-	●
3rd row 3-seat rear bench	●	●	●	●	-	●	●	●
Upright folding 3rd row rear seats	●	-	-	●	-	-	-	●
1/3 : 2/3 split-folding 3rd row rear seats	●	●	-	●	-	●	●	●
9 seater	●	-	●	●	-	-	-	●
Individual front passenger seat	-	●	-	-	●	●	●	-
Front passenger seat armrest	-	●	-	-	●	●	●	-
2nd row removable rail seats	-	●	-	-	●	●	●	-
Reclining 2nd row rear seats	-	●	-	-	●	●	●	-
Sliding 2nd row rear seats	-	●	-	-	●	●	●	-
3rd row removable rail seats	-	●	-	-	-	●	●	-

# TOYOTA PROACE VERSO


## Grades



SEATS		SHUTTLE	FAMILY	COMBI	SHUTTLE NORD	FAMILY GRUAU	FAMILY PLUS	VIP	SHUTTLE ELECTRIC
Reclining 3rd row rear seats		-	●	-	-	-	●	●	-
Sliding 3rd row rear seats		-	●	-	-	-	●	●	-
8 seater		-	●	-	-	-	●	-	-
Tip and fold 3rd row seats (2 seats, left and right)		-	-	-	-	●	-	-	-
7 seater		-	-	-	-	●	-	●	-
Leather seats		-	-	-	-	-	●	●	-
Height-adjustable front passenger seat		-	-	-	-	-	●	●	-
Adjustable lumbar support on front passenger seat		-	-	-	-	-	●	●	-
Power adjustable front seats with massage function		-	-	-	-	-	●	●	-
2nd row captain seats (2)		-	-	-	-	-	-	●	-
Individually folding 2nd row rear seats		-	-	-	-	-	-	●	-
COMFORT		SHUTTLE	FAMILY	COMBI	SHUTTLE NORD	FAMILY GRUAU	FAMILY PLUS	VIP	SHUTTLE ELECTRIC
Manual air conditioning		●	-	●	●	-	-	-	●
Cruise Control		●	-	●	●	-	-	-	●
Front power windows with automatic up and down		●	●	●	●	●	●	●	●
Remote door lock		●	-	●	●	-	-	-	●
Dusk sensor		●	●	●	●	●	●	●	●
Rain sensor		●	●	●	●	●	●	●	●

# TOYOTA PROACE VERSO

## Grades




COMFORT		SHUTTLE	FAMILY	COMBI	SHUTTLE NORD	FAMILY GRUAU	FAMILY PLUS	VIP	SHUTTLE ELECTRIC
Electrochromatic rear-view mirror		●	●	-	●	●	●	●	●
Rear parking sensors		●	●	●	●	●	●	●	●
Automatic air conditioning		-	●	-	-	●	●	●	-
Rear passenger air conditioning		-	●	-	●	●	●	●	●
Rear passenger air vents		-	●	-	●	●	●	●	●
Adaptive Cruise Control (ACC)		-	●	-	-	●	●	●	-
Smart Entry & Start System		-	●	-	-	●	●	●	-
Heated nozzles for windshield washer		-	●	●	●	●	●	●	●
Front parking sensors		-	●	-	-	●	●	●	-
2nd row rear passenger window manual sunshades		-	●	-	-	●	●	●	-
Electronic parking brake		-	●	-	-	●	●	●	●
Kick-activated side doors opening		-	-	-	-	●	●	●	-
Remote controlled fuel burning heater (Only Diesel)		-	⓪	-	⓪	⓪	⓪	⓪	-
Webasto fuel burning heater		-	-	●	-	-	-	-	-
Electronic parking brake (Only BEV)		-	-	-	⓪	-	-	-	-
MULTIMEDIA & INFORMATION		SHUTTLE	FAMILY	COMBI	SHUTTLE NORD	FAMILY GRUAU	FAMILY PLUS	VIP	SHUTTLE ELECTRIC
Radio with 5" touch screen		●	-	-	-	-	-	-	-
8 speakers		●	●	-	●	●	-	-	●
USB connector		●	●	●	●	●	●	●	●
Bluetooth® hands-free system		●	●	●	●	●	●	●	●



# TOYOTA PROACE VERSO


## Grades



MULTIMEDIA & INFORMATION		SHUTTLE	FAMILY	COMBI	SHUTTLE NORD	FAMILY GRUAU	FAMILY PLUS	VIP	SHUTTLE ELECTRIC
Pro Touch multimedia system with 10" display		-	●	●	●	●	●	●	●
Wireless mobile Integration (Apple CarPlay & Android Auto)		-	●	●	●	●	●	●	●
10" colour TFT multi-information screen		-	●	●	●	●	●	●	●
Rear-view camera		-	●	-	●	●	●	●	●
Wireless mobile phone charger		-	●	-	-	●	●	●	-
4 speakers		-	-	●	-	-	-	-	-
Premium surround sound system		-	-	-	-	-	●	●	-
Navigation system		-	-	-	-	-	●	●	-
9 speakers		-	-	-	-	-	●	●	-
Navigation system (Only BEV)		-	⓪	-	⓪	-	-	-	-
STORAGE COMPARTMENTS		SHUTTLE	FAMILY	COMBI	SHUTTLE NORD	FAMILY GRUAU	FAMILY PLUS	VIP	SHUTTLE ELECTRIC
Front passenger under-bench storage		●	-	●	●	-	-	-	●
Open upper dashboard storage compartment		●	-	●	●	-	-	-	●
Cooler in upper glovebox		●	●	●	●	●	●	●	●
Front 12V power outlet		●	●	●	●	●	●	●	●
Closed upper dashboard storage compartment		-	●	-	-	●	●	●	-
2nd row rear passenger 220V power outlet		-	-	-	-	-	●	●	-
2nd row rear passenger 12V power outlet		-	-	-	-	-	●	●	-

# TOYOTA PROACE VERSO

## Grades



STORAGE COMPARTMENTS		SHUTTLE	FAMILY	COMBI	SHUTTLE NORD	FAMILY GRUAU	FAMILY PLUS	VIP	SHUTTLE ELECTRIC
3rd row rear passenger 12V power outlet		-	-	-	-	-	●	●	-
SAFETY		SHUTTLE	FAMILY	COMBI	SHUTTLE NORD	FAMILY GRUAU	FAMILY PLUS	VIP	SHUTTLE ELECTRIC
Child safety door lock		●	●	●	●	-	-	-	●
Anti-lock Braking System (ABS) with Electronic Brake force Distribution (EBD) and Brake Assist (BA)		●	●	●	●	●	●	●	●
Vehicle Stability Control (VSC)		●	●	●	●	●	●	●	●
Hill-start Assist Control (HAC)		●	●	●	●	●	●	●	●
Tyre Pressure Warning System (TPWS)		●	●	●	●	●	●	●	●
Supplemental Restraint System (SRS) airbags - 6 airbags		●	●	-	●	●	●	●	●
ISOFIX child restraint system - 6 seats		●	●	-	●	-	●	-	●
Blind Spot Monitor (BSM)		-	●	-	-	●	●	●	-
Supplemental Restraint System (SRS) airbags - 4 airbags		-	-	●	-	-	-	-	-
ISOFIX child restraint system - 3 seats		-	-	●	-	●	-	-	-
Power child safety door lock		-	-	-	-	●	●	●	-
ISOFIX child restraint system - 5 seats		-	-	-	-	-	-	●	-
TOYOTA SAFETY SENSE:		SHUTTLE	FAMILY	COMBI	SHUTTLE NORD	FAMILY GRUAU	FAMILY PLUS	VIP	SHUTTLE ELECTRIC
Pre-Collision System (PCS) with Pedestrian Detection		●	●	●	●	●	●	●	●
Lane Departure Alert (LDA)		●	●	●	●	●	●	●	●

# TOYOTA PROACE VERSO

## Grades



TOYOTA SAFETY SENSE:		SHUTTLE	FAMILY	COMBI	SHUTTLE NORD	FAMILY GRUAU	FAMILY PLUS	VIP	SHUTTLE ELECTRIC
Automatic High Beam (AHB)		●	●	●	●	●	●	●	●
Road Sign Assist (RSA)		●	●	●	●	●	●	●	●
Driver Attention Alert		●	●	●	●	●	●	●	●

- - Standard
- - Optional
- ◐ - Halfstandard

\*Kampaņa beidzas 31.12.2022. Ieteicamās mazumtirdzniecības cenas. Cenrādī esošajai informācijai ir informatīvs raksturs un Toyota Baltic AS patur tiesības mainīt tā saturu bez iepriekšēja paziņojuma. Informācija par konkrētā modeļa pamat- un papildaprīkojumu, kā arī iespēju to pasūtīt ir pieejama oficiālajās Toyota pārstāvniecībās. Konkrēta pārdošanas piedāvājuma saņemšanai vērsieties oficiālā Toyota pārstāvniecībā. Šis cenrādis ir spēkā jaunajiem automobiļa pirkuma līgumiem, kas noslēgti šī cenrāža spēkā esamības laikā par automobili, kas ir piegādāts un reģistrēts 6 mēnešu laikā no pirkuma līguma noslēgšanas dienas. Toyota Baltic AS patur tiesības paaugstināt to automobiļa ieteicamās mazumtirdzniecības cenas, kas tiks reģistrēti vēlāk nekā 6 mēnešus no automobiļa pirkuma līguma noslēgšanas dienas, bet ne vairāk kā par 4,0 % salīdzinājumā ar šo cenrādi. Jebkurā gadījumā cena nedrīkst būt augstāka par reģistrācijas dienā spēkā esošo ieteicamo mazumtirdzniecības cenu. Piemēra kalkulāciju sastādīja Swedbank Līzings SIA. Ja nepieciešams, konsultējieties ar bankas darbinieku. Piedāvājums no Toyota Līzings: 2.49 % + 6 mēnešu EURIBOR likme juridiskām personām (Piemēram, cena EUR 19 250, pirmā iemaksa: 15 %, periods: 60 mēneši, atlikusī vērtība: 30%, nobraukums 100 000 km, komisija: 1,5 %.) Ikmēneša maksājums šajā gadījumā ir EUR 199,84. Piedāvājums ir indikatīvs un var mainīties pēc pieteikuma izvērtēšanas. 10 gadu hibrīda akumulatora garantija attiecas uz visiem jauniem Toyota hibrīdiem. Konkrēti nosacījumi pieejami toyota.lv Degvielas patēriņa vērtības ir mērītas kontrolētā vidē, izmantojot reprezentatīvu sērijveida modeli, saskaņā ar jaunās pasaules mēroga saskaņotās vieglo transportlīdzekļu testa procedūras (WLTP) Eiropas Regulu EK 2017/1151 ar grozījumiem. Plašāku informāciju par jauno WLTP testa procedūru skatiet vietnē <https://www.toyota.lv/world-oftoyota/feel/environment/worldwide-harmonized-light.json>