

# TOYOTA LAND CRUISER

## Quick Links



| GRADE     | BODY | ENGINE                      | Gearbox   | PRICE<br>(EUR+VAT)<br>euro |
|-----------|------|-----------------------------|-----------|----------------------------|
| Executive | SUV  | 2.8 D-4D A/T (4WD) (150 kW) | Automatic | <b>83 400</b>              |
| Prestige  | SUV  | 2.8 D-4D A/T (4WD) (150 kW) | Automatic | <b>74 900</b>              |
| Legend    | SUV  | 2.8 D-4D A/T (4WD) (150 kW) | Automatic | <b>69 400</b>              |

# TOYOTA LAND CRUISER

## Technical Specification



|   |                                    |
|---|------------------------------------|
| <b>ENGINE &amp; GEARBOX</b>                       | <b>2.8 D-4D A/T (4WD) (150 KW)</b> |
| Klapimehhanism                                    | 16 klappi, DOHC, kettülekanne      |
| Tippkiirus (km/h)                                 | 175                                |
| <b>EXTERIOR DIMENSIONS</b>                        | <b>2.8 D-4D A/T (4WD) (150 KW)</b> |
| Laius (mm)  | 1980                               |
| Teljevahe (mm)                                    | 2850                               |
| <b>KESKKONNAANDMED</b>                            | <b>2.8 D-4D A/T (4WD) (150 KW)</b> |
| Kütusekulu – kombineeritud min. WLTP (l/100 km)   | 10.5                               |
| CO <sub>2</sub> – kombineeritud min. WLTP (g/km)  | 275                                |
| Kütusekulu – kombineeritud WLTP (kg/100 km)       | 10.5                               |
| Kütusekulu maks. – kombineeritud WLTP (kg/100 km) | 10.9                               |
| <b>ENGINE</b>                                     | <b>2.8 D-4D A/T (4WD) (150 KW)</b> |
| Silindrite arv                                    | Reas 4                             |
| Kütuse sissepritse süsteem                        | Ühisanumsissepritsega toitesüsteem |
| Töömaht (cm <sup>3</sup> )                        | 2755                               |
| Suurim pöördemoment (nm/p/min)                    | 500/1600-2800                      |
| Sisepõlemismootori suurim võimsus (DIN hj)        | 204                                |

# TOYOTA LAND CRUISER

## Technical Specification



| ENGINE                                       | 2.8 D-4D A/T<br>(4WD) (150<br>KW) |
|--|-----------------------------------|
| Sisepõlemismootori suurim võimsus (kW/p/min) | 150/3400                          |
| Surveaste                                    | 15.6:1                            |
| Maximum power (hp)                           | 204                               |
| Maximum power (kW/p/min)                     | 150                               |
| JÕUÜLEKANNE                                  | 2.8 D-4D A/T<br>(4WD) (150<br>KW) |
| Ülekande tüüp                                | Automaatne                        |
| Veoskeem                                     | 4WD                               |
| VEDRUSTUS                                    | 2.8 D-4D A/T<br>(4WD) (150<br>KW) |
| Esivedrustus                                 | DOUBLE<br>WISHBONE                |
| Tagavedrustus                                | 4-kordne,<br>külglatiga           |
| PIDURID                                      | 2.8 D-4D A/T<br>(4WD) (150<br>KW) |
| Pidurid, ees                                 | Ventilated<br>Disc                |
| Pidurid, taga                                | Ventilated<br>Disc                |

| REHVID JA VELJED                  | 2.8 D-4D A/T<br>(4WD) (150<br>KW) |
|-----------------------------------|-----------------------------------|
| Madalaim kütusesäästlikkuse klass | B                                 |
| Madalaim märghaardumise klass     | D                                 |

# TOYOTA LAND CRUISER


## Technical Specification



| <b>REHVID JA VELJED</b>                               | <b>2.8 D-4D<br/>A/T<br/>(4WD)<br/>(150 KW)</b> |
|---|--|
| Madalaim veeremismüra tase (dB)                       | 72   |
| <b>WEIGHTS</b>  | <b>2.8 D-4D<br/>A/T<br/>(4WD)<br/>(150 KW)</b> |
| Täismass, kokku (kg)                                  | 3150   |
| Tühimass (kg)   | 2335-<br>2550                                  |
| Piduritega järelhaagise suurim lubatud mass (kg)      | 3500   |
| Ilma piduriteta järelhaagise suurim lubatud mass (kg) | 750  |
| <b>SISEMÕÖTMED</b>                                    | <b>2.8 D-4D<br/>A/T<br/>(4WD)<br/>(150 KW)</b> |
| Istmete arv   | 5  |
| <b>DIMENSIONS</b>                                     | <b>2.8 D-4D<br/>A/T<br/>(4WD)<br/>(150 KW)</b> |
| Pikkus (mm)   | 4925   |
| Kõrgus (mm)   | 1935   |

# TOYOTA LAND CRUISER


## Grades



| COLORS                                |      | EXECUTIVE | PRESTIGE | LEGEND |
|---------------------------------------|------|-----------|----------|--------|
| Pure White                            | 040  | 0 €       | 0 €      | 0 €    |
| Platinum Pearl White                  | 089  | 990 €     | 990 €    | 990 €  |
| Dark Grey                             | 1L7  | 0 €       | 0 €      | 0 €    |
| Astral Black                          | 202  | 0 €       | 0 €      | 0 €    |
| Attitude Black                        | 218  | 690 €     | 690 €    | 690 €  |
| Avant Garde Bronze                    | 4V8  | 690 €     | 690 €    | 690 €  |
| Sand                                  | 5C8  | 0 €       | 0 €      | -      |
| FACTORY OPTIONS                       |      | EXECUTIVE | PRESTIGE | LEGEND |
| 7 seats pack                          | 7P   | 1200 €    | -        | -      |
| Panoramic roof                        | PR   | 1420 €    | -        | -      |
| Towing hitch - fixed                  | TH   | 950 €     | 950 €    | 950 €  |
| Towing hitch - detachable             | T3   | 1200 €    | 1200 €   | 1200 € |
| 7 Seater                              | 7S   | -         | 680 €    | -      |
| Technology Pack                       | TP   | -         | -        | 2330 € |
| INTERIOR                              |      | EXECUTIVE | PRESTIGE | LEGEND |
| Black perforated leather seats (LB20) | LB20 | 0 €       | -        | -      |
| Brown perforated leather seats (LB40) | LB40 | ●         | -        | -      |
| Brown synthetic leather seats (EB40)  | EB40 | -         | ●        | -      |
| Black synthetic leather seats (EB20)  | EB20 | -         | 0 €      | -      |
| Black synthetic leather seats (EA20)  | EA20 | -         | -        | ●      |
| EXTERIOR                              |      | EXECUTIVE | PRESTIGE | LEGEND |
| 18" alloy wheels (265/65R18)          |      | -         | ●        | ●      |

# TOYOTA LAND CRUISER


## Grades



| EXTERIOR   |  | EXECUTIVE | PRESTIGE | LEGEND |
|--|--|-----------|----------|--------|
| Spare tyre   |  | ●         | ●        | ●      |
| Tyre Pressure Warning System (TPWS)                  |  | ●         | ●        | ●      |
| Headlamp cleaners                                    |  | ●         | ●        | -      |
| LED front fog lamps                                  |  | ●         | ●        | ●      |
| Heated and electric door mirrors                     |  | ●         | ●        | ●      |
| Electrically retractable door mirrors                |  | ●         | ●        | ●      |
| Memory function on door mirrors                      |  | ●         | ●        | -      |
| Side steps   |  | ●         | ●        | ●      |
| Roof rails   |  | ●         | ●        | ●      |
| Privacy glass  |  | ●         | ●        | -      |
| 20" alloy wheels (265/60R20)                         |  | ●         | -        | -      |
| LED headlamp with Adaptive High-beam System (AHS)    |  | ●         | ●        | -      |
| Rear spoiler   |  | ●         | ●        | ●      |
| Reflector LED headlamps                              |  | -         | -        | ●      |
| INTERIOR   |  | EXECUTIVE | PRESTIGE | LEGEND |
| Driver and passenger sun visors with mirror and lamp |  | ●         | ●        | ●      |
| Textile floor mats                                   |  | ●         | ●        | ●      |
| SEATS  |  | EXECUTIVE | PRESTIGE | LEGEND |
| Leather seats  |  | ●         | -        | -      |
| Power-adjustable driver seat                         |  | ●         | ●        | ●      |
| Memory function on driver seat                       |  | ●         | -        | -      |
| Extending seat cushion, driver seat                  |  | ●         | -        | -      |

# TOYOTA LAND CRUISER

## Grades




| SEATS   |  | EXECUTIVE | PRESTIGE | LEGEND |
|---|--|-----------|----------|--------|
| Power-adjustable passenger seat   |  | ●         | -        | -      |
| Power lumbar support on driver seat   |  | ●         | -        | -      |
| Heated front seats  |  | ●         | ●        | ●      |
| Seat ventilation on front seats   |  | ●         | ●        | ●      |
| Heated and ventilated 2nd row side seats  |  | ●         | -        | -      |
| 60:40 split-folding rear seats  |  | ●         | ●        | ●      |
| Synthetic leather seats   |  | -         | ●        | ●      |
| COMFORT   |  | EXECUTIVE | PRESTIGE | LEGEND |
| Windshield de-icer  |  | ●         | ●        | ●      |
| Heated windshield washer nozzles  |  | ●         | ●        | ●      |
| Rear-view camera with camera washer   |  | ●         | ●        | ●      |
| Panoramic View Monitor  |  | ●         | ●        | -      |
| Intelligent front parking sensors with braking function (Object, car, pedestrian)     |  | ●         | ●        | -      |
| Intelligent rear parking sensors with automatic braking (for object, car, pedestrian) |  | ●         | ●        | -      |
| Rain sensor   |  | ●         | ●        | ●      |
| Leather steering wheel  |  | ●         | ●        | ●      |
| Heated steering wheel   |  | ●         | ●        | -      |
| Electrically adjustable tilting and telescopic steering wheel                         |  | ●         | ●        | -      |
| Digital rear-view mirror  |  | ●         | -        | -      |
| Smart Entry & Start System  |  | ●         | ●        | ●      |
| Smart digital key (subscription based service, 1 year trial for free)                 |  | ●         | ●        | ●      |
| Rear 12V power outlet   |  | ●         | ●        | ●      |



# TOYOTA LAND CRUISER


## Grades



| COMFORT   |  | EXECUTIVE | PRESTIGE | LEGEND |
|---|--|-----------|----------|--------|
| Boot 220V power outlet  |  | ●         | ●        | ●      |
| Fuel burning heater   |  | ●         | ●        | ●      |
| Power back door   |  | ●         | ●        | ●      |
| Electronic parking brake  |  | ●         | ●        | ●      |
| Electrochromatic rear-view mirror   |  | ●         | ●        | ●      |
| Intelligent front parking sensors with automatic braking (for object,car)     |  | -         | -        | ●      |
| Intelligent rear parking sensors with automatic braking (for object, car)     |  | -         | -        | ●      |
| Manually adjustable tilting and telescopic steering wheel                     |  | -         | -        | ●      |
| Triple zone automatic air conditioning  |  | ●         | ●        | ●      |
| Rear passenger air conditioning control panel                                 |  | ●         | ●        | ●      |
| SAFETY  |  | EXECUTIVE | PRESTIGE | LEGEND |
| Alarm and immobiliser   |  | ●         | ●        | ●      |
| Anti-lock Braking System (ABS) with Electronic Brake force Distribution (EBD) |  | ●         | ●        | ●      |
| Brake Assist (BA)   |  | ●         | ●        | ●      |
| Vehicle Stability Control (VSC)   |  | ●         | ●        | ●      |
| Trailer Sway Control (TSC)  |  | ●         | ●        | ●      |
| Lane Change Assist (LCA)  |  | ●         | ●        | -      |
| Blind Spot Monitor (BSM)  |  | ●         | ●        | ●      |
| Rear Cross Traffic Alert (RTCA)   |  | ●         | ●        | ●      |
| Front Cross Traffic Alert (FCTA)  |  | ●         | ●        | -      |
| Safe Exit Assist (SEA)  |  | ●         | ●        | ●      |
| SRS front airbags   |  | ●         | ●        | ●      |

# TOYOTA LAND CRUISER

## Grades



| SAFETY  |  | EXECUTIVE | PRESTIGE | LEGEND |
|---|--|-----------|----------|--------|
| SRS front side airbags  |  | ●         | ●        | ●      |
| SRS curtain shield airbags  |  | ●         | ●        | ●      |
| SRS driver's knee airbag  |  | ●         | ●        | ●      |
| ISOFIX seat fixing  |  | ●         | ●        | ●      |
| Driver & passenger central airbag   |  | ●         | ●        | ●      |
| TOYOTA SAFETY SENSE:  |  | EXECUTIVE | PRESTIGE | LEGEND |
| Driver monitoring camera  |  | ●         | ●        | ●      |
| Pre-Collision System with Pedestrian & daytime Cyclist and Motorbike detection  |  | ●         | ●        | ●      |
| Acceleration Suppression at low speed   |  | ●         | ●        | ●      |
| Emergency Steering Assist on Pre-Collision system (day)                         |  | ●         | ●        | ●      |
| Pre-Collision System with Intersection Collision Avoidance support              |  | ●         | ●        | ●      |
| Intelligent adaptive cruise control (iACC)                                      |  | ●         | ●        | ●      |
| Lane Trace Assist (LTA)   |  | ●         | ●        | ●      |
| Automatic High Beam (AHB)   |  | ●         | ●        | ●      |
| Road Sign Assist (RSA)  |  | ●         | ●        | ●      |
| Emergency Driving Stop System (EDSS)  |  | ●         | ●        | ●      |
| Toyota Safety Sense Over the air updates  |  | ●         | ●        | ●      |
| Front-to-front Oncoming Car & Motorbike detection (day) on Pre-Collision system |  | ●         | ●        | ●      |
| STORAGE   |  | EXECUTIVE | PRESTIGE | LEGEND |
| Front and rear cup holders  |  | ●         | ●        | ●      |
| Refrigerated console box  |  | ●         | ●        | -      |

# TOYOTA LAND CRUISER

## Grades



| INFO & AUDIO  |  | EXECUTIVE | PRESTIGE | LEGEND |
|---|--|-----------|----------|--------|
| Wireless mobile Integration (Apple CarPlay & Android Auto)            |  | ●         | ●        | ●      |
| JBL Premium Sound System with 14 speakers                             |  | ●         | -        | -      |
| Front USB Type-C connector (2)  |  | ●         | ●        | ●      |
| Rear USB Type-C connector (4)   |  | ●         | ●        | ●      |
| Bluetooth® hands-free system  |  | ●         | ●        | ●      |
| 12,3" colour TFT multi-information screen                             |  | ●         | ●        | -      |
| Head Up Display   |  | ●         | -        | -      |
| Wireless mobile phone charger   |  | ●         | ●        | -      |
| Radio, DAB  |  | ●         | ●        | ●      |
| 10 speakers   |  | -         | ●        | -      |
| 9" Toyota Touch® 3 multimedia system                                  |  | -         | -        | ●      |
| 6 speakers  |  | -         | -        | ●      |
| 7" colour TFT Multi-information Display                               |  | -         | -        | ●      |
| 4X4 TECHNOLOGY  |  | EXECUTIVE | PRESTIGE | LEGEND |
| Full-time 4WD   |  | ●         | ●        | ●      |
| Rear differential lock  |  | ●         | ●        | -      |
| Stabilizer disconnect mechanism (SDM)                                 |  | ●         | -        | -      |
| 3 drive modes: Eco, Normal, Sport                                     |  | ●         | ●        | ●      |
| Crawl Control   |  | ●         | ●        | ●      |
| Downhill Assist Control (DAC)   |  | ●         | ●        | ●      |
| Multi-terrain Select (MTS)  |  | ●         | ●        | -      |
| Centre differential lock with TORSEN® Limited Slip Differential (LSD) |  | ●         | ●        | ●      |

# TOYOTA LAND CRUISER

## Grades



| 4X4 TECHNOLOGY  |  | EXECUTIVE | PRESTIGE | LEGEND |
|---|--|-----------|----------|--------|
| Multi-terrain Monitor (360-degree view camera)                                  |  | ●         | ●        | -      |
| TOYOTA SMART CONNECT+ MULTIMEDIA SYSTEM:  |  | EXECUTIVE | PRESTIGE | LEGEND |
| 12,3" multimedia display  |  | ●         | ●        | -      |
| Over-the-Air Updates  |  | ●         | ●        | -      |
| Cloud Navigation (subscription based service, 4 years trial for free)           |  | ●         | ●        | -      |
| Voice agent (subscription based service, 4 years trial for free)                |  | ●         | ●        | -      |
| Road events (subscription based service, 4 years trial for free)                |  | ●         | ●        | -      |
| Embedded navigation system  |  | ●         | ●        | -      |
| Fixed speed cameras (subscription based service, 4 years trial for free)        |  | ●         | ●        | -      |
| Weather service   |  | ●         | ●        | -      |
| TOYOTA SMART CONNECT PACK (SUBSCRIPTION BASED SERVICE, 4 YEARS TRIAL FOR FREE): |  | EXECUTIVE | PRESTIGE | LEGEND |
| Remote door lock and unlock function  |  | ●         | ●        | -      |
| Remote climate control  |  | ●         | ●        | -      |
| Remote turn on/off hazard lamps   |  | ●         | ●        | -      |

- - Standard
- - Optional
- ◐ - Halfstandart

\*Kampaņa beidzas 31.12.2022. Ieteicamās mazumtirdzniecības cenas. Cenrādī esošajai informācijai ir informatīvs raksturs un Toyota Baltic AS patur tiesības mainīt tā saturu bez iepriekšēja paziņojuma. Informācija par konkrētā modeļa pamat- un papildaprīkojumu, kā arī iespēju to pasūtīt ir pieejama oficiālajās Toyota pārstāvniecībās. Konkrēta pārdošanas piedāvājuma saņemšanai vērsieties oficiālā Toyota pārstāvniecībā. Šis cenrādis ir spēkā jaunajiem automobiļa pirkuma līgumiem, kas noslēgti šī cenrāža spēkā esamības laikā par automobili, kas ir piegādāts un reģistrēts 6 mēnešu laikā no pirkuma līguma noslēgšanas dienas. Toyota Baltic AS patur tiesības paaugstināt to automobiļu ieteicamās mazumtirdzniecības cenas, kas tiks reģistrēti vēlāk nekā 6 mēnešus no automobiļa pirkuma līguma noslēgšanas dienas, bet ne vairāk kā par 4,0 % salīdzinājumā ar šo cenrādi. Jebkurā gadījumā cena nedrīkst būt augstāka par reģistrācijas dienā spēkā esošo ieteicamo mazumtirdzniecības cenu. Piemēra kalkulāciju sastādīja Swedbank Līzings SIA. Ja nepieciešams, konsultējieties ar bankas darbinieku. Piedāvājums no Toyota Līzings: 2.49 % + 6 mēnešu EURIBOR likme juridiskām personām (Piemēram, cena EUR 19 250, pirmā iemaksa: 15 %, periods: 60 mēneši, atlikusī vērtība: 30%, nobraukums 100 000 km, komisija: 1,5 %.) Ikmēneša maksājums šajā gadījumā ir EUR 199,84. Piedāvājums ir indikatīvs un var mainīties pēc pieteikuma izvērtēšanas. 10 gadu hibrīda akumulatora garantija attiecas uz visiem jauniem Toyota hibrīdiem. Konkrēti nosacījumi pieejami toyota.lv Degvielas patēriņa vērtības ir mērītas kontrolētā vidē, izmantojot reprezentatīvu sērijveida modeli, saskaņā ar jaunās pasaules mēroga saskaņotās vieglo transportlīdzekļu testa procedūras (WLTP) Eiropas Regulu EK 2017/1151 ar grozījumiem. Plašāku informāciju par jauno WLTP testa procedūru skatiet vietnē <https://www.toyota.lv/world-oftoyota/feel/environment/worldwide-harmonized-light.json>